



VOLU-trol Pitot Measurement / Control Station

INSPECTION & HANDLING.

VOLU-trols should be carefully inspected for damage prior to installation. Report damage to your Freight Department, or contact the delivery carrier.

Almost any means of handling can be utilized depending on the length and weight of the station. Stations may be handled while in any position. However, it is important not to drop or mishandle a station such that damage is done to air straightener cell, sensing arms, signal connection fittings, or flanges.

WARRANTY

Air Monitor Corporation (hereinafter referred to as "Seller") warrants that at the time of shipment, products sold pursuant to this contract will be free from defects in materials and workmanship, and will conform to the specifications furnished or approved in writing by Seller. No warranty is given that delivered products will conform to catalog sheets, data sheets, and the like, which are subject to change without notice.

Seller will repair or replace, at its option, any products listed under this warranty which is returned freight pre-paid to Seller and within the earlier of two (2) years after start-up or twenty-seven (27) months after shipment, prove upon test and examination by Seller to be defective within the terms of this warranty. The warranty period for any item repaired or replaced shall be for the time remaining on the warranty period for the original components. Purchaser shall notify Seller in writing of such defect within sixty (60) days of discovery of the defect.

This warranty does not extend to any product sold by Seller which has been the subject of misuse, neglect, accident, damage or malfunction caused by interconnection with equipment manufactured by others, improper installation or storage, or used in violation of instructions furnished by Seller, nor does it extend to any product which has been repaired or altered by persons not expressly approved by Seller. Nor does Seller warrant equipment against normal deterioration due to environment; nor items such as thermocouples, electrodes, and similar items subject to wear or burnout through usage. Adjustments for items or equipment not manufactured by Seller shall be made to the extent of any warranty of the manufacturer or supplier thereof. Seller shall not be liable for any special or consequential damages or for loss of damage directly or indirectly arising from the use of the products. Seller's warranty shall be limited to replacement of defective equipment and shall not include field removal and installation expenses.

The warranty set forth above is in lieu of all other warranties either express or implied and constitutes the full extent of Air Monitor Corporation's liability to the customer, or any other party for breach of warranty. THERE ARE NO EXPRESS WARRANTIES EXCEPT AS SET FORTH HEREIN. THERE ARE NO IMPLIED WARRANTIES OF MERCHANTABILITY OR FITNESS FOR ANY PARTICULAR PURPOSE, WHICH ARE PARTICULARLY DISCLAIMED.

VOLU-trol Pitot Measurement / Control Station

ORIENTATION OF STATION. Using the AIRFLOW directional arrow on the side of the station to determine correct orientation, install the station with the honeycomb air straightener facing airflow.

INSTALLATION OF STATIONS. To achieve published performance standards, the location of VOLU-trol in ductwork must comply with the Minimum Requirements for Installation on the following page. Whenever possible, the VOLU-trol should be installed in long, unobstructed, straight runs of ductwork with 75% of the straight run upstream of the VOLU-trol.

CAUTION: *VOLU-trol Stations should not be used to strengthen or support connecting ductwork, and holes should not be drilled into the casing other than through connecting flanges.*

VOLU-trols are furnished in flanged and non-flanged designs.

FASTENERS. The VOLU-trol can be attached to adjacent ductwork by means of its 90° connection flanges, or with a sheetmetal collar for VOLU-trols without flanges. Connection flanges are not pre-drilled, allowing the installer a choice of fastener types, sizes, and spacing consistent with similar elements in the ductwork, and standard industry practices, to ensure an airtight installation.

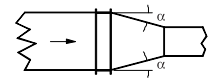
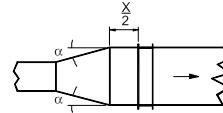
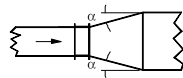
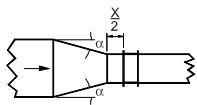
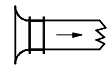
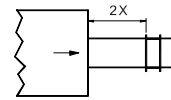
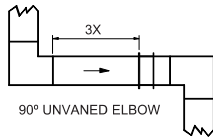
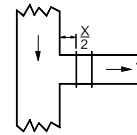
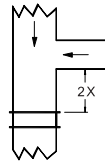
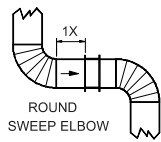
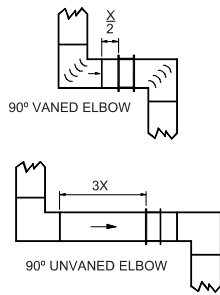
SIGNAL TUBING. Signal tubing for total and static pressure takeoff connections may be 1/4" OD if the distance from the measuring device to the transmitter is 200' or less.

CAUTION: *External fittings on the VOLU-trol must not be rotated or twisted during installation of connection fittings. After tubing is completed, signal lines should be leak tested prior to operation.*

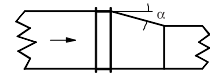
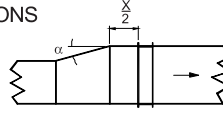
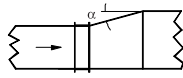
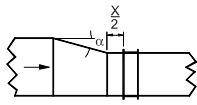
AIRBORNE CONTAMINANTS. The levels of air filtration and cleanliness associated with commercial HVAC Systems, whether supply/return/exhaust/outside air, are satisfactory for operation of the VOLU-trol. Industrial applications containing airborne contaminants may require periodic manual or automatic cleaning using compressed air applied via the signal fittings, and/or physical cleaning.

MINIMUM REQUIREMENTS FOR INSTALLATION.

Note: VOLU-trol locations shown are NOT ideal. They indicate the minimum clearance required from air turbulence producing sources. Wherever possible, the VOLU-trol should be installed where greater runs of straight duct (or clearances) than shown exist.



DUCT TRANSITIONS



TRANSITION ANGLE: < -15°

TRANSITION ANGLE: < -15°

TRANSITION ANGLE: < -15°

TRANSITION ANGLE: < -15°

Rectangular Duct: $x = \frac{2(H \times W)}{H + W}$

Circular Duct: $x = \text{Duct Diameter}$

VOLU-trol Pitot Measurement / Control Station

CUSTOMER SERVICE. Air Monitor Corporation provides in-house technical support for all our products:

Monday through Friday, 7 am to 5 pm (pst)
Phone: 707-544-2706 or 1-800-AIRFLOW
Fax: 707-526-2825

If after contacting the Customer Service Department it is determined that equipment will require return to Air Monitor Corporation for further repair, a Return Authorization number will be issued.

A Confirmation of Return Authorization with shipping instructions will be sent via facsimile or e-mail. Equipment to be returned to Air Monitor should be returned in its original shipping container if possible. If this is not possible, ensure equipment is packaged sufficiently to protect it during shipment.

Caution: All damage occurring during transit is the Customer's responsibility.

List the Return Authorization (R/A) number on the packing list and clearly mark this number on the outside of each shipping container. Costs associated with the return of equipment to Air Monitor Corporation are the customer's responsibility regardless whether the repair/return is under warranty.

Once the Customer Service Department determines that the equipment repair is under warranty, the item will be repaired and returned to the customer at no charge. If the equipment is not under warranty, customer will need to approve a repair quote which will be invoiced along with return shipping charges.

